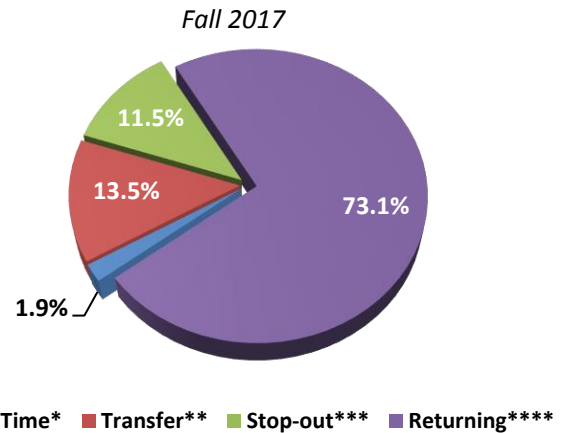


This is a profile of the Associate of Applied Science (A.A.S.) in Respiratory Therapy. The purpose of this document is to highlight the program's enrollments, demographics, and outcomes. Enrollment information includes enrollment by attendance, enrollment by registration type, credits enrolled by attendance, and enrollment by gender and race/ethnicity. Outcomes information includes retention rates, graduation rates, degrees awarded by race/ethnicity, certification exam results, and job growth projections for target occupations.

Enrollment by Registration Type

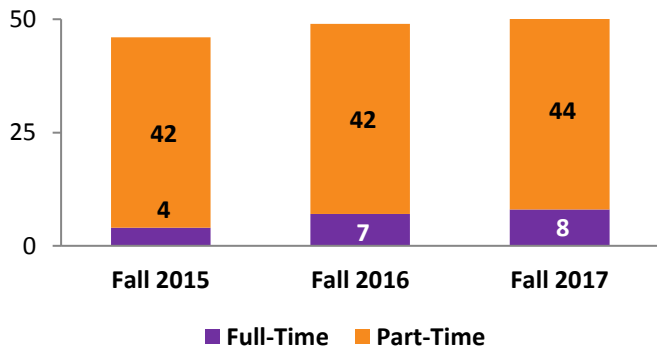


*New to college **New to Bergen (originally enrolled at different institution)
Not enrolled in previous semester *Enrolled in previous semester

Source: Colleague Student Information System

Enrollment by Attendance

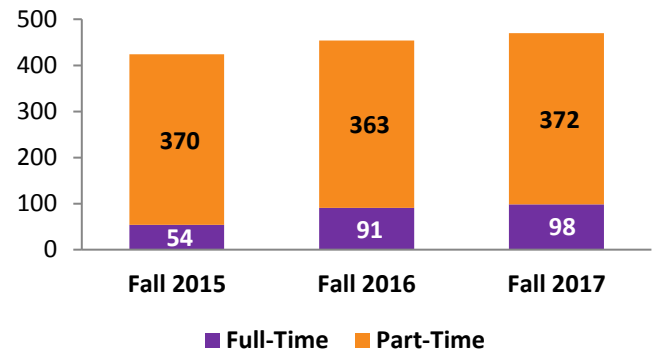
Student Status	Fall 2015	Fall 2016	Fall 2017
Full-Time	4	7	8
Part-Time	42	42	44
TOTAL	46	49	52



Source: Colleague Student Information System

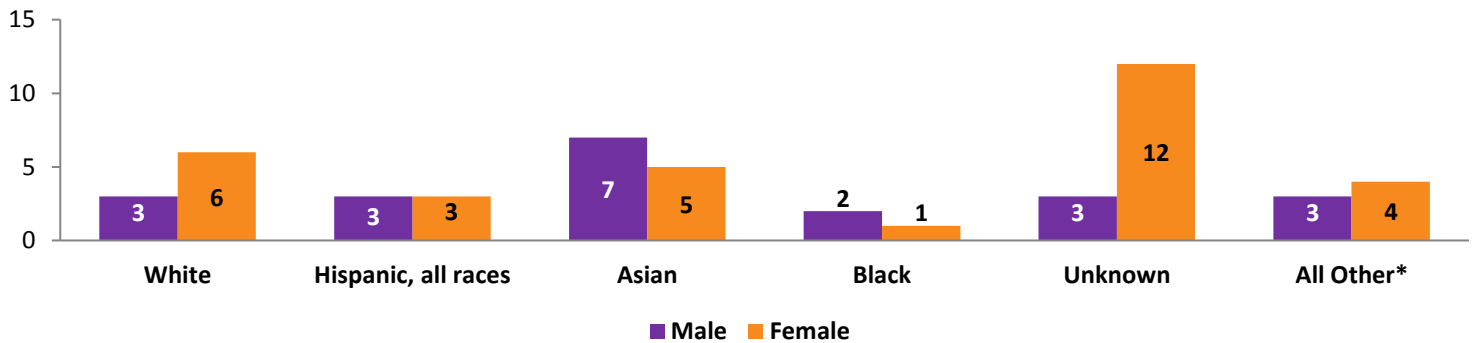
Credits Enrolled by Attendance

Student Status	Fall 2015	Fall 2016	Fall 2017
Full-Time	54	91	98
Part-Time	370	363	372
TOTAL	424	454	470



Source: Colleague Student Information System

Enrollment by Gender & Race/Ethnicity, Fall 2017

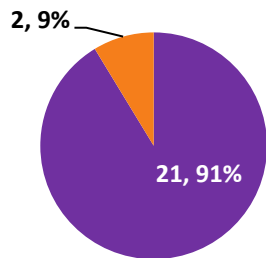


*All Other category includes American Indian/Alaskan Natives, Hawaiian/Pacific Islanders, Non-Resident Aliens and students who reported two or more races.

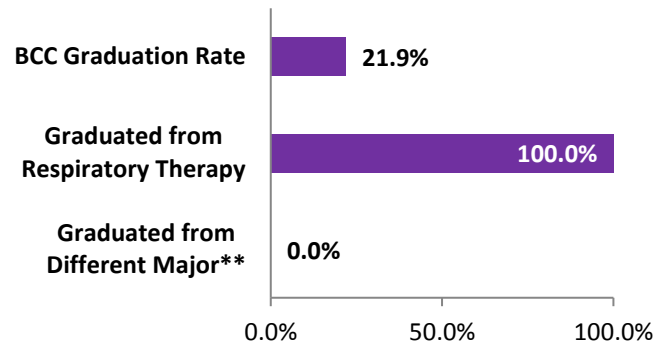
Source: Colleague Student Information System

One-Year Retention*, Fall 2016

Three-Year Graduation*, Fall 2014



■ Retained after One Year ■ Not Retained after One Year



*For the purpose of this report, One-Year Retention refers to students who were enrolled in Fall 2016 as of 10th day and received a grade in their first semester program required course (RSP-121) and were enrolled in Fall 2017 as of 10th day and received a grade in their third semester program required course (RSP-231).

*For the purposes of this report, Three-Year Graduation refers to students who were enrolled in Fall 2014 as of 10th day and received a grade in their first semester program required course (RSP-121) and graduated from BCC before Fall 2017.

Source: SURE Enrollment File

Source: IPEDS Graduation Rates Survey

BCC Respiratory Therapy Graduates' Certification Exam Results*

Job Growth for Target Occupations, NYC Metro Area*

Certification Examination	Passed on 1st Attempt		
	2014	2015	2016
Certified Respiratory Therapist (CRT) Licensing Exam	91%	84%	71%

Target Occupation	2017 Jobs	2027 Jobs	% Change
Respiratory Therapists	6,077	7,056	16.1%
Respiratory Therapy Technicians	293	304	3.8%
TOTAL	6,370	7,360	15.5%

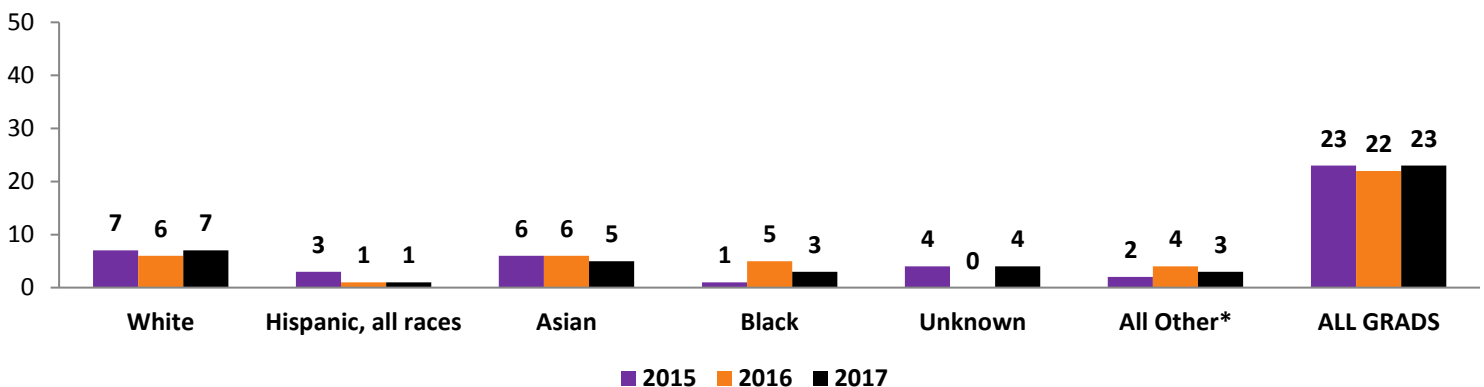
*Upon graduation from the Respiratory Therapy program, students are qualified to take the Certified Respiratory Therapist (CRT) Licensing Exam.

*NYC Metro Area includes: **NJ counties:** Bergen, Essex, Hudson, Hunterdon, Middlesex, Monmouth, Morris, Ocean, Passaic, Somerset, Sussex, Union **NY counties:** Bronx, Dutchess, Kings, Nassau, New York, Orange, Putnam, Queens, Richmond, Rockland, Suffolk, Westchester **PA counties:** Pike

Source: BCC Respiratory Therapy Department

Source: EMSI Economic Modeling, NJ Dept. of Labor

Degrees Awarded by Race/Ethnicity



*All Other category includes American Indian/Alaskan Natives, Hawaiian/Pacific Islanders, Non-Resident Aliens and students who reported two or more races.

Source: SURE Degrees Awarded File