



Voluntary  
Framework of  
Accountability

The VFA is the principle accountability framework for community colleges with measures defined to encompass the full breadth of the community college mission and the diversity of students' goals and educational experiences. The mission-appropriate measures determine how well community colleges are serving students; provide colleges the ability to identify problems and set goals for institutional improvement; and be properly accountable to stakeholders.

The VFA's *Public Outcomes Report* includes the data that colleges are required to report and share publicly. Listed below are the contents of this report.

---

Bergen Community College (Paramus, NJ)

VFA Data Collection Cycle 2013-14

- **Overview of what is in the *VFA Public Outcomes Report***
- **Two Year Cohort (Fall Students 2011)**
  - o Two-Year Progress Measures
- **Six Year Cohort (Fall Students 2007)**
  - o Developmental Education Progress Measures
  - o Six-Year Outcomes Measures
- **Career & Technical Education (CTE)**
  - o CTE Profile
  - o CTE Credit and Non-Credit Measures, Tables
  - o CTE Credit Measures, Graphs
- **Adult Basic Education (ABE)**
  - o ABE Cohort
  - o ABE Outcomes

# Overview of what is in the VFA Public Outcomes Report

---

## STUDENT PROGRESS & OUTCOMES (SPO)

---

### SPO Timeframes

The SPO measures are reported for students from two timeframes:

#### • TWO YEAR

Students that entered the college two years ago (fall 2011) and their progress /attainment by the end of those two years

Colleges are required to report the **TWO-YEAR PROGRESS MEASURES** for the students that entered two years ago

#### • SIX YEAR

Students that entered the college six years ago (fall 2007) and their progress and outcomes by the end of those six years

Colleges are required to report the **DEVELOPMENTAL EDUCATION** and **SIX-YEAR OUTCOMES MEASURES** for the students that entered six years ago

### SPO Student Cohort Types

Colleges are also required to report the SPO measures for three types of student groups:

#### A. Main Cohort

Fall entering students who are first time at the reporting college

#### B. Credential Seeking

Students in the Main Cohort who earned 12 credits by the end of their first two years

#### C. First Time in College

Students in the Main Cohort who are first time in college

### SPO: DEVELOPMENTAL EDUCATION PROGRESS MEASURES

*Developmental Subjects: math, English, reading*

- Distribution of developmental need (1, 2, or 3 levels below college level in subject)

Of the students with developmental need in a subject, the number who:

- Attempted any developmental education in subject
- Completed developmental education in subject
- Completed a college-level course in subject

*Any Developmental (non-subject)*

- Enrolled in any developmental
- Completed all developmental (and are college-ready)

### SPO: TWO-YEAR PROGRESS MEASURES

- Retention: fall to next term
- Successful completion of credits: 1st term; by end of year two  
# of total credits completed with a C grade (C-, C+) or better by the cohort
- Reached credit threshold by end of year two  
# of students in the cohort that earned 24 credits (part-time) or 42 credits (full-time)
- Persistence/attainment: completed certificate/degree; transferred; still enrolled

### SPO: SIX-YEAR OUTCOMES MEASURES (unduplicated; hierarchical)

- Completed certificate, associates, or bachelor's degree (with and without transfer)
- Transfer (no award)
- Persistence: still enrolled
- Left with < or = to 30 credits; left with > 30 credits

---

## CAREER & TECHNICAL EDUCATION (CTE)

---

### CTE Profile

#### CTE Measures & Cohort

Reports on the post-collegiate outcomes of students that completed credit or non-credit CTE or had a significant CTE experience at the college

*CTE profile of the college*

- CTE Enrollment (credit and non-credit); change over previous year
- CTE Completions (credit and non-credit); change over previous year

*CTE student outcomes post CTE (credit and non-credit)*

- Completed CTE certificate or degree
- Employed (with wage bands)
- Median wage growth of CTE students post CTE
- Enrolled post-CTE in higher education
- Passed licensure exam
- Completed industry credential(s)

---

## ADULT BASIC EDUCATION (ABE)

---

Reports on the completion of ABE and post-ABE outcomes of students that took ABE at the college in a given year

- Completed ABE
- Enrolled in more education post ABE
- Gained employment post ABE

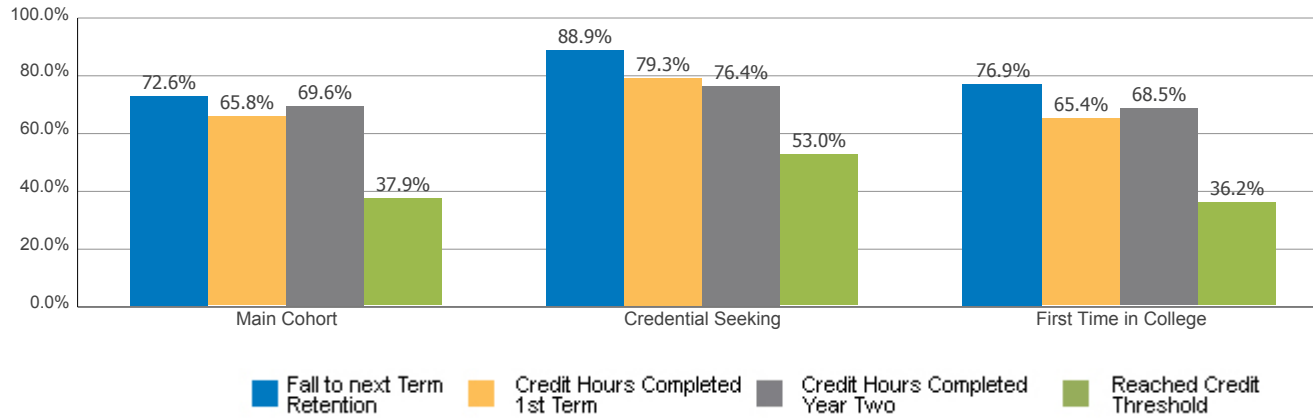
# Bergen Community College (Paramus, NJ)

## Two Year Cohort (Fall Students 2011)

These data represent students that first entered the college in Fall Students 2011 (or summer before) and their progress by the end of their first two years.

### Two-Year Progress Measures

#### Progress by End of Year Two by Cohort Type



#### Cohort Types

Different types of students

A. Main Cohort: fall entering, first time at **reporting** college; "all students"

B. Credential Seeking: earned 12 credits by end of year two

C. First Time in College: fall entering, first time in college

\*Students could be in more than one cohort type.

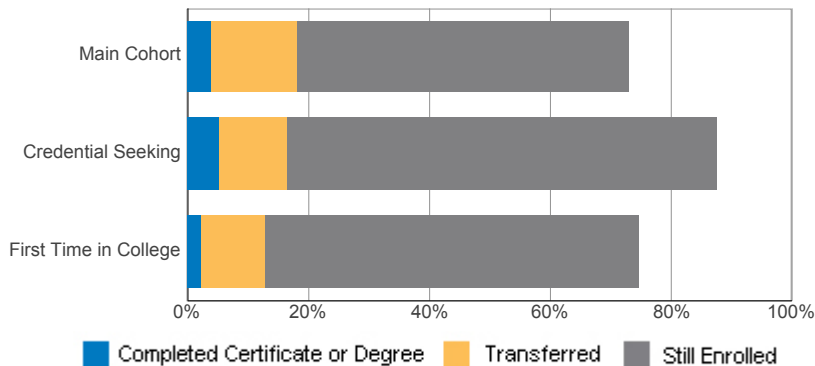
#### Two-Year Progress Measures

These measures report milestones along the educational pathway and persistence/attainment outcomes by the end of a student's first two years at the college.

The persistence/attainment outcomes by the end of year two provide an early indicator of the cohort's performance. These outcomes are not exhaustive and will not sum to 100% of the students in the cohort. The outcomes are:

- Unduplicated
- Hierarchical
- Achieved by the end of two years
- Credentials earned at the **reporting** college

#### Persistence/Attainment Outcomes by End of Year Two by Cohort Type



	Completed	Transferred	Still Enrolled
<b>Main Cohort</b>	3.8%	14.3%	54.8%
<b>Credential Seeking</b>	5.3%	11.3%	71.2%
<b>First Time in College</b>	2.3%	10.4%	61.9%

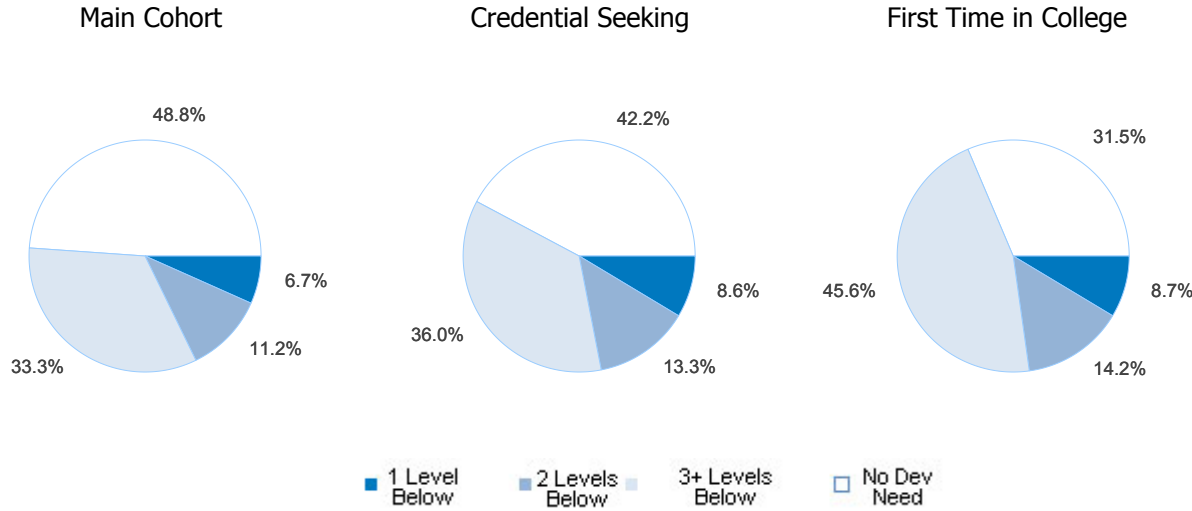
# Bergen Community College (Paramus, NJ)

## Six Year Cohort (Fall Students 2007)

These data represent students that first entered the college in Fall Students 2007 (or summer before) and their progress and outcomes by the end of six years.

### Developmental Math

#### Developmental Need in Math by Cohort Type



#### Cohort Types

Different types of students

- A. Main Cohort: fall entering, first time at **reporting** college; "all students"
- B. Credential Seeking: earned 12 credits by end of year two
- C. First Time in College: fall entering, first time in college

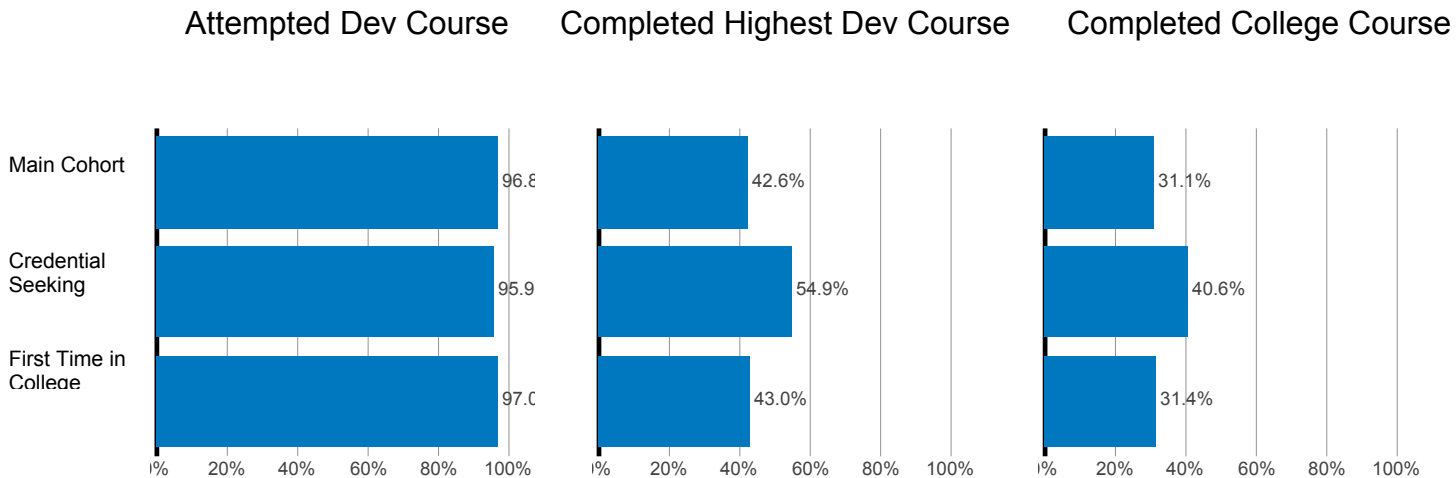
\*Students could be in more than one cohort type.

#### Developmental Math Need\*

Percent of students in cohort that were referred/placed into developmental math

Developmental need is broken down further into three levels of need, below college level.

#### Developmental Outcomes for Students Referred to Dev. Math by Cohort Type



#### Developmental Math Need

These outcomes answer the question:  
 – What percentage of students in the cohort type that needed developmental math – completed developmental math and progressed to successfully complete a college-level course in math?

\*The method of identifying students with a developmental need is "By Placement/Referral".

# Bergen Community College (Paramus, NJ)

## Six Year Cohort (Fall Students 2007)

These data represent students that first entered the college in Fall Students 2007 (or summer before) and their progress and outcomes by the end of six years.

### Developmental English

#### Developmental Need in English by Cohort Type

Main Cohort

Credential Seeking

First Time in College



#### Developmental Outcomes for Students Referred to Dev. English by Cohort Type

Attempted Dev Course

Completed Highest Dev Course

Completed College Course

Main Cohort

Credential Seeking

First Time in College

#### Cohort Types

Different types of students

- A. Main Cohort: fall entering, first time at **reporting** college; "all students"
- B. Credential Seeking: earned 12 credits by end of year two
- C. First Time in College: fall entering, first time in college

\*Students could be in more than one cohort type.

#### Developmental English Need\*

Percent of students in cohort that were referred/placed into developmental English

Developmental need is broken down further into three levels of need, below college level.

#### Developmental English Outcomes

These outcomes answer the question:  
– What percentage of students in the cohort type that needed developmental English – completed developmental English and progressed to successfully complete a college-level course in English?

\*The method of identifying students with a developmental need is "By Placement/Referral".

# Bergen Community College (Paramus, NJ)

## Six Year Cohort (Fall Students 2007)

These data represent students that first entered the college in Fall Students 2007 (or summer before) and their progress and outcomes by the end of six years.

### Developmental Reading

#### Developmental Need in Reading by Cohort Type

Main Cohort

Credential Seeking

First Time in College



#### Developmental Outcomes for Students Referred to Dev. Reading by Cohort Type

Attempted Dev Course

Completed Highest Dev Course

Completed College Course

Main Cohort

Credential Seeking

First Time in College

#### Cohort Types

*Different types of students*

- A. Main Cohort: fall entering, first time at **reporting** college; "all students"
- B. Credential Seeking: earned 12 credits by end of year two
- C. First Time in College: fall entering, first time in college

\*Students could be in more than one cohort type.

---

#### Developmental Reading Need\*

Percent of students in cohort that were referred/placed into developmental Reading

Developmental need is broken down further into three levels of need, below college level.

---

#### Developmental Reading Outcomes

These outcomes answer the question:  
– What percentage of students in the cohort type that needed developmental Reading – completed developmental Reading and progressed to successfully complete a college-level course in Reading?

\*The method of identifying students with a developmental need is "By Placement/Referral".

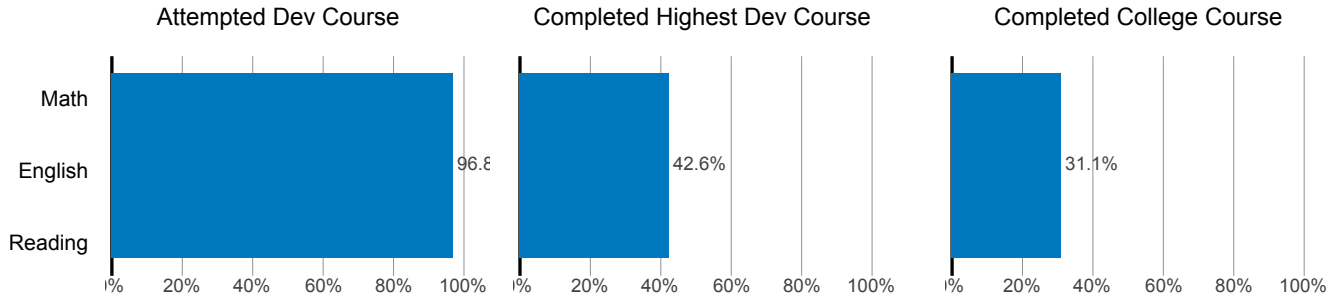
# Bergen Community College (Paramus, NJ)

## Six Year Cohort (Fall Students 2007)

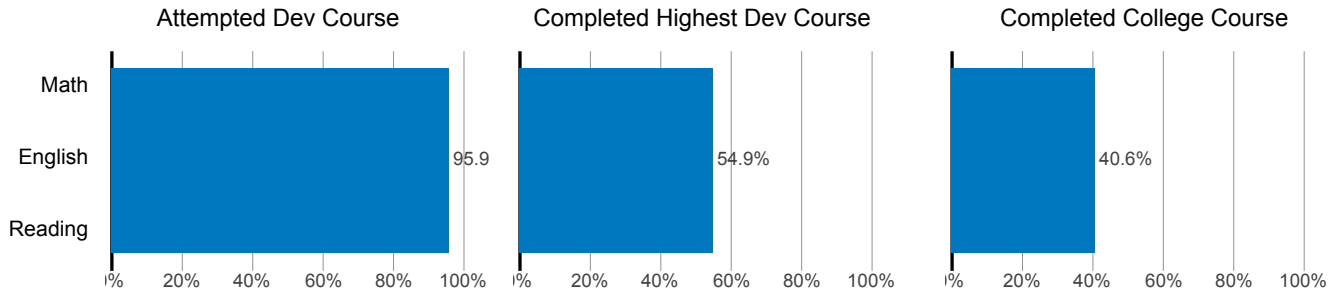
These data represent students that first entered the college in Fall Students 2007 (or summer before) and their progress and outcomes by the end of six years.

### Developmental Outcomes across Subjects by Cohort Type

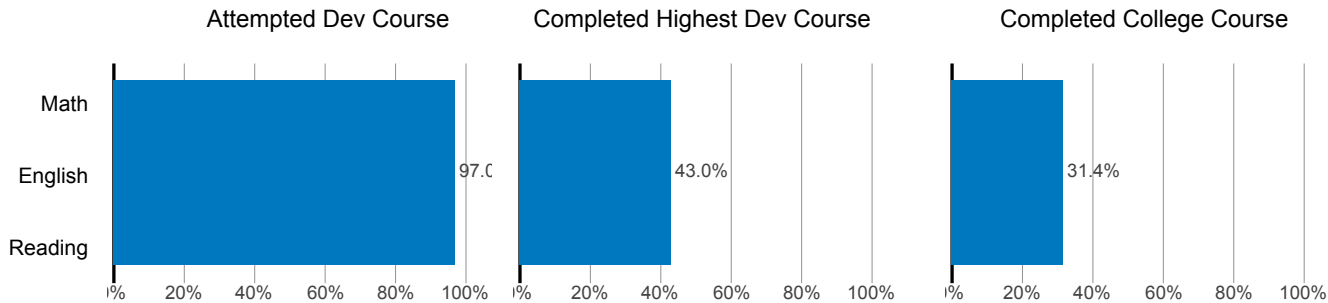
#### Main Cohort



#### Credential Seeking Cohort



#### First Time in College Cohort



#### Cohort Types

Different types of students

- A. Main Cohort: fall entering, first time at **reporting** college; "all students"
- B. Credential Seeking: earned 12 credits by end of year two
- C. First Time in College: fall entering, first time in college

\*Students could be in more than one cohort type.

#### Developmental Outcomes by Subject

These outcomes answer the question: – What percentage of students in the cohort type that needed developmental education in a subject – completed developmental education in that subject and progressed to successfully complete a college-level course in the subject?

This view of the data shows how students that are classified by a specific cohort type progress through and complete developmental education.

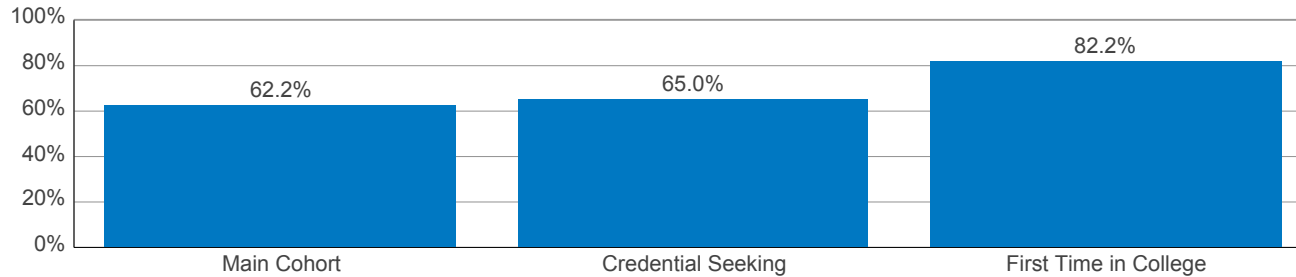
# Bergen Community College (Paramus, NJ)

## Six Year Cohort (Fall Students 2007)

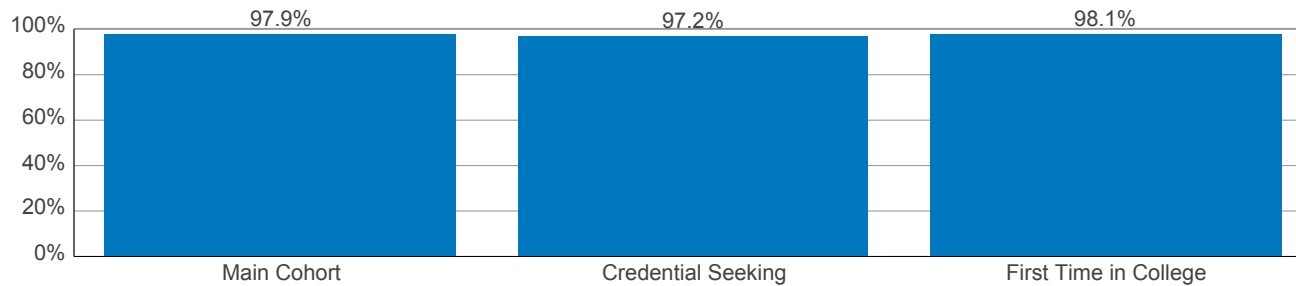
These data represent students that first entered the college in Fall Students 2007 (or summer before) and their progress and outcomes by the end of six years.

### Any Developmental

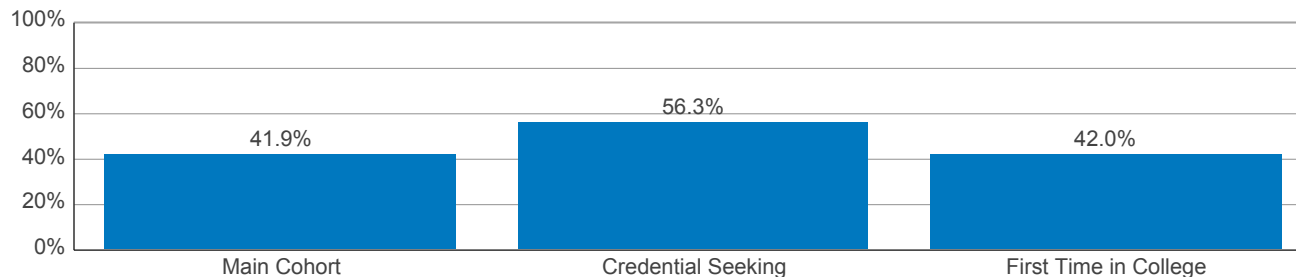
#### Any Developmental Need by Cohort Type



#### Attempted at Least One Developmental Course by Cohort Type



#### Completed All Developmental Education by Cohort Type



#### Cohort Types

Different types of students

- A. Main Cohort: fall entering, first time at **reporting** college; "all students"
- B. Credential Seeking: earned 12 credits by end of year two
- C. First Time in College: fall entering, first time in college

\*Students could be in more than one cohort type.

#### Any Developmental

Students represented by these data needed developmental education in math, English, reading, or any combination of these subjects. This is an unduplicated count of the students in each of the cohorts that were not college ready (needed developmental education).



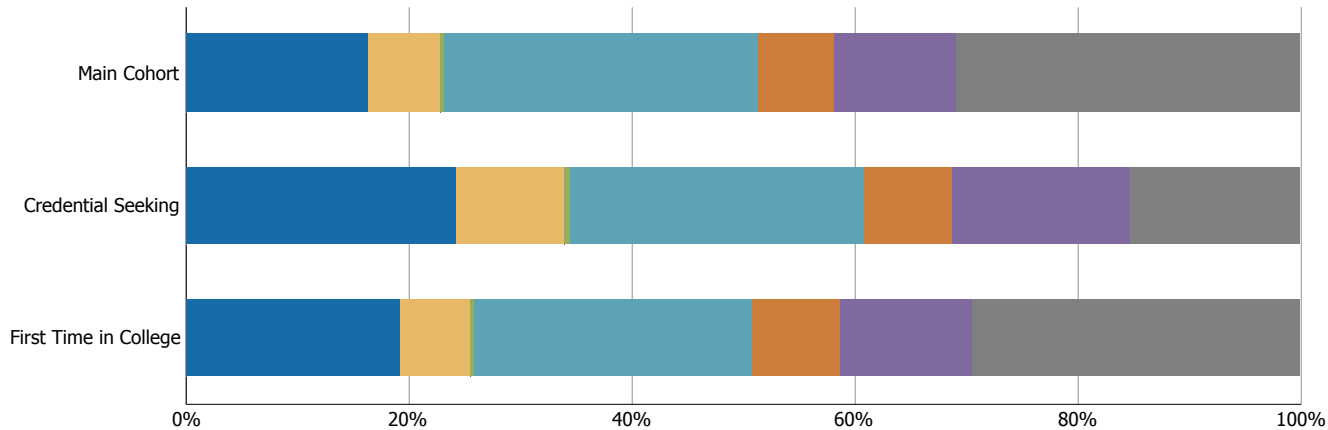
## Bergen Community College (Paramus, NJ)

### Six Year Cohort (Fall Students 2007)

These data represent students that first entered the college in Fall Students 2007 (or summer before) and their progress by the end of six years.

## Six-Year Outcomes

### Outcomes by the end of Six Years by Cohort Type



#### Cohort Types

*Different types of students*

- A. Main Cohort: fall entering, first time at **reporting** college; "all students"
- B. Credential Seeking: earned 12 credits by end of year two
- C. First Time in College: fall entering, first time in college

\*Students could be in more than one cohort type.

#### Six-Year Outcomes Measures

These measures report nine potential outcomes for the students in the cohort ranging from receipt of a credential (with and without transfer) to left the college.

Each student in the cohort is counted in only one of the Six-Year Outcomes and the sum of all of the outcomes will total 100% of the cohort.

- Unduplicated
- Hierarchical
- Achieved by the end of two years
- Credentials earned at the **reporting** college

Outcomes	Main Cohort	Credential Seeking	First Time in College
<b>Bachelor's</b>	0.0%	0.0%	0.0%
<b>Associate (Transfer)</b>	16.3%	24.2%	19.2%
<b>Associate (No Transfer)</b>	6.5%	9.7%	6.4%
<b>Certificate (Transfer)</b>	0.0%	0.0%	0.0%
<b>Certificate (No Transfer)</b>	0.3%	0.5%	0.2%
<b>No Award (Transfer)</b>	28.2%	26.3%	25.0%
<b>Still Enrolled</b>	6.6%	8.0%	7.9%
<b>Left (=&gt; 30 Credits)</b>	11.0%	16.0%	11.7%
<b>Left (&lt; 30 Credits)</b>	31.0%	15.3%	29.6%

# Bergen Community College (Paramus, NJ)

## Career & Technical Education Profile

These data represent the college's CREDIT and NON-CREDIT CTE enrollment and completions for the two most recent academic years for which data were available: 2011-12 and 2012-13. CREDIT CTE completions, however, are sourced from IPEDs, which had the most recent data available for CREDIT CTE completions for 2010-11 and 2011-12.

### Career & Technical Education (CTE) Measures

#### CTE Profile

##### Credit

**Enrollment** (Headcount; Unduplicated)

2012-13	2011-12	(1)
0	0	

**Completions**

Award Type	2011-12	2010-11	%Change
CTE Bachelor's	0	0	(1)
CTE Associate	334	331	▲ 0.9%
Certs. >= 1 Year	58	59	▼ -1.7%
Certs. <1 Year	7	8	▼ -14.3%
<b>Total</b>	<b>399</b>	<b>398</b>	▲ 0.3%

Source: IPEDS completions data

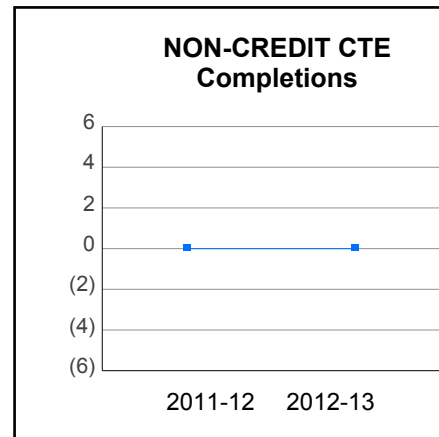
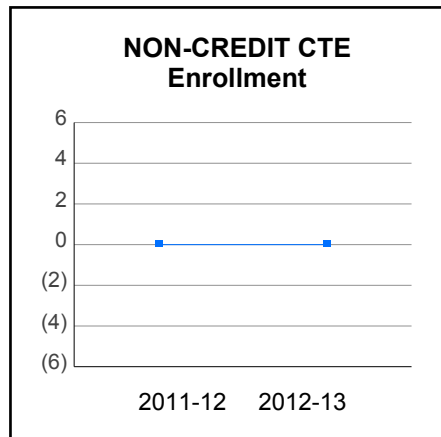

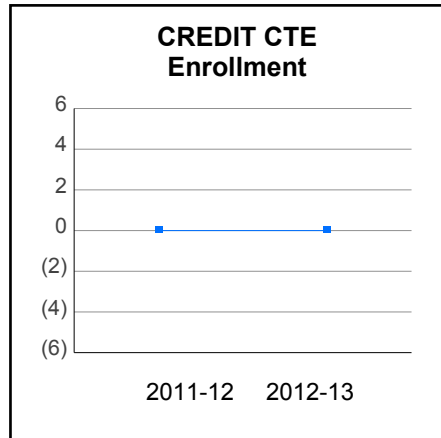
##### Non-Credit

**Enrollment** (Seat count; Duplicated)

2012-13	2011-12	0
0	0	

**Completions**

2012-13	2011-12	0	--
0	0		



#### About the CTE Profile

The CTE Profile provides the college's most recently available CTE enrollment and completions data (for both credit and non-credit CTE offerings). This information provides context about the college's CTE. It is not based on a cohort of students.

# Bergen Community College (Paramus, NJ)

## Career & Technical Education Cohort Outcomes (CTE Students Completed/Left in 2010-11)

These data represent students that took CTE at the college, exited the college in the 2010-11 academic year, and their outcomes upon exiting the college with a CTE credential or a significant CTE experience.

### Career & Technical Education (CTE) Measures

#### CTE Completer/Leaver Cohort & Outcomes

CTE Completer/Leaver Cohort

CTE Completer/Leaver Cohort	
Total Credit Completers/Leavers	0
Awarded Associate Degree	0
Completed Certificate	0
Left with No Award	0
Non-Credit Completers/Leavers	0

Completers/Leavers with Prior Awards

Prior Bachelor's or Higher      Prior Associate      Total Prior Awards

Completers/Leavers with Prior Awards	Prior Bachelor's or Higher	Prior Associate	Total Prior Awards
Total Credit Cohort	0	0	0
Awarded Associates	0	0	0
Completed Certificate	0	0	0
Left with No Award	0	0	0
Non-Credit Cohort	0	0	0

Industry Recognized Credentials of Completers/Leavers

Industry Recognized Credentials of Completers/Leavers	
Total Credit Completers/Leavers	0
Awarded Associate Degree	0
Completed Certificate	0
Left with No Award	0
Non-Credit Completers/Leavers	0

Licensure Exam Pass Rate of Completers/Leavers

Passed      Attempted      Pass Rate

Licensure Exam Pass Rate of Completers/Leavers	Passed	Attempted	Pass Rate
Total Credit Cohort	0	0	
Awarded Associate	0	0	
Completed Certificate	0	0	
Left with No Award	0	0	
Non-Credit Cohort	0	0	

Median Wage Growth of Completers/Leavers

Wage Prior      Wage Post      Change

Median Wage Growth of Completers/Leavers	Wage Prior	Wage Post	Change
Total Credit Cohort	\$0	\$0	\$0
Awarded Associate	\$0	\$0	\$0
Completed Certificate	\$0	\$0	\$0
Left with No Award	\$0	\$0	\$0
Non-Credit Cohort	\$0	\$0	\$0

Education and Earnings of Completers/Leavers

Enrolled in Education    Not Applicable    Not Applicable    Not Applicable    Not Applicable    Not Applicable    Employed with Livable Wage    Unemployed / Unknown

Education and Earnings of Completers/Leavers	Enrolled in Education	Not Applicable	Not Applicable	Not Applicable	Not Applicable	Not Applicable	Employed with Livable Wage	Unemployed / Unknown
Total Credit Cohort	0	0	0	0	0	0	0	0
Associate	0	0	0	0	0	0	0	0
Certificate	0	0	0	0	0	0	0	0
Left No Award	0	0	0	0	0	0	0	0
Non-Credit Cohort	0	0	0	0	0	0	0	0 ()

#### CTE Completer/Leaver Cohort

The CTE Cohort is made up of students that took CTE at the college (credit or non-credit CTE) and either earned a formal award in CTE [completers] or left the college with a significant CTE experience – having earned 7 CTE credits or having received 180 contact hours of CTE instruction [leavers].

#### About CTE Outcomes

For the CTE Completer/Leaver Cohort, the VFA then reports these students' outcomes after the CTE experience (post-collegiate).

# Bergen Community College (Paramus, NJ)

## Career & Technical Education Cohort (CTE Students Completed/Left in 2010-11)

These data represent students that took CREDIT CTE at the college, exited the college in the 2010-11 academic year, and their outcomes upon exiting the college with a CTE credential or a significant CTE experience.


At present, the VFA provides graphical data for the CREDIT CTE measures but not for the NON-CREDIT CTE measures. The variances in how colleges track NON-CREDIT CTE and the lack of data available on NON-CREDIT CTE are challenges for many colleges. Therefore there is not enough NON-CREDIT CTE data to display appropriately using graphics.

### Credit Career & Technical Education (CTE) Measures

#### CTE Completer/Leaver Cohort Profile

##### Credit Completer/Leaver Cohort

Total Credit Completers/Leavers	0
Awarded Associates Degree	0
Completed Certificate	0
Left with No Award	0



##### Credit Completers/Leavers With Prior Awards

Prior Bachelor's + Prior Associate Total Prior Awards

Total Credit Cohort	0 ( )	0 ( )	0 ( )
Awarded Associates	0 ( )	0 ( )	0 ( )
Completed Certificate	0 ( )	0 ( )	0 ( )
Left with No Award	0 ( )	0 ( )	0 ( )

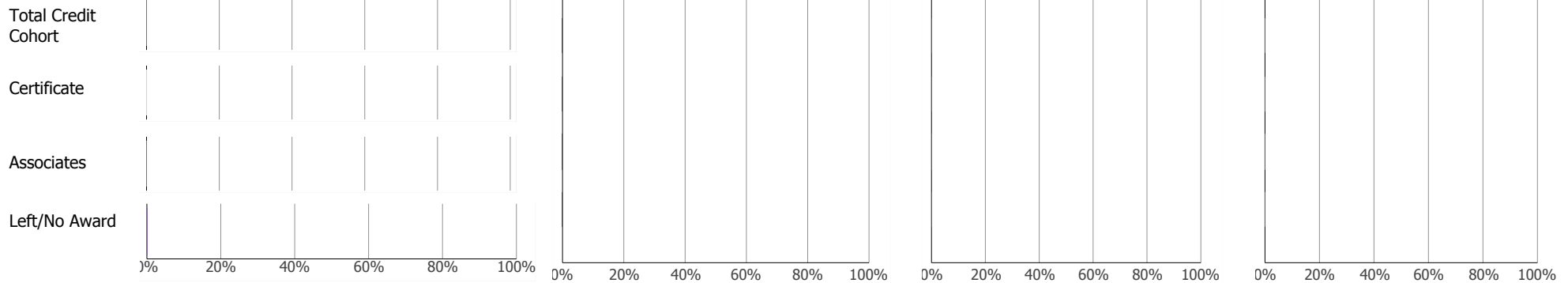
#### Outcomes of CTE Completers/Leavers: Credit

##### Education and Earnings

##### Median Wage Growth

##### Licensure Exam Pass Rate

##### Industry Recognized Credential



- Enrolled in Education
- Not Applicable
- Not Applicable
- Not Applicable
- Not Applicable
- Not Applicable
- Employed with Livable Wage (\$47,100)
- Unemployed/ Unknown

## Bergen Community College (Paramus, NJ)

### Adult Basic Education Cohort (Students from )

*These data represent students that came to the college for ABE in the*

*academic year and their outcomes within one year of leaving the college.*

## Adult Basic Education (ABE) Measures

### ABE Cohort

The ABE Cohort is students that took ABE at the college during the academic (or calendar year) indicated.

---

### ABE Measures

These ABE measures determine first which students reached a standard level of high school equivalency (or completed adult basic education) at the college. Of those students that achieved an adult basic education, the measures determine what percentage of these students continued with their education or gained employment with a wage above the minimum wage, within one year of exiting the college.